

23.040

14202—69

.

,

7	30	80

(12 2022 .

14202-69

Pipe-lines of industrial plants. Identification colouring,
safety signs and marking screens

1969 . 168		7	-
		01.01.71	
1.	(-
)	,		-
,	,		-
,	,		-
.	.		-
2.	,		-
:			
1)	;		
2)	;		
3)	;		
4)	();	
5)	();	
6)	;		
7)	;		
8)	;		
9)	;		
0)	.		
3.	. 1.		-
4.			-
1.			
5.	(,	-
.),	-	,	-
().		-
,			-
.			
6.			-
,	,	,	-
,	,	,	-
,	,	,	-
.			

©

, 2001

2001 .

1	Goda	
2		
3		
4 5		
6		
7		
8 9		
0		

7.

8.

9.

10.

11.

12.

. 2.

2

14202-69

1. :
10 .
2. 10 .
13. , , -
-
».
14. « -
-
.3.

3

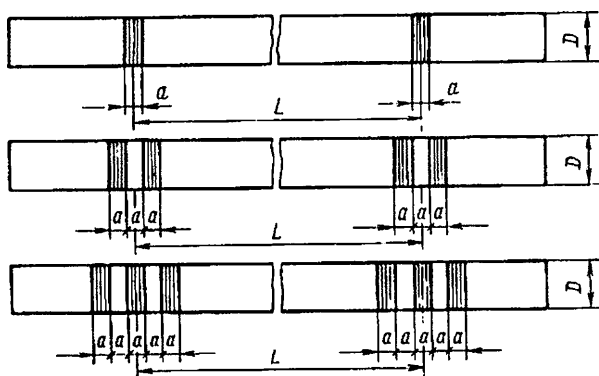
	-		/ 2	°C
1		, (,) , -	22 16 80 1 16 25 64	250 350 . 120 120 250 70 250 70 350
2		, (() , - , -	39 80 184 16 25 64 64 100	350 450 . 120 70 350 250 350 70 0 340 450 70 0
3		, () () , - , -	. 184 . 16	450 660 . 120 70 700 70 350 700 450 700

15.
16.

2.

.1 .4.

4



Черт. 1

$\frac{D}{a}$	L	
80	2000	40
81 160	3000	50
161 300	4000	70
300	6000	100

17.

18.

19.


20.

21.

22.

5.

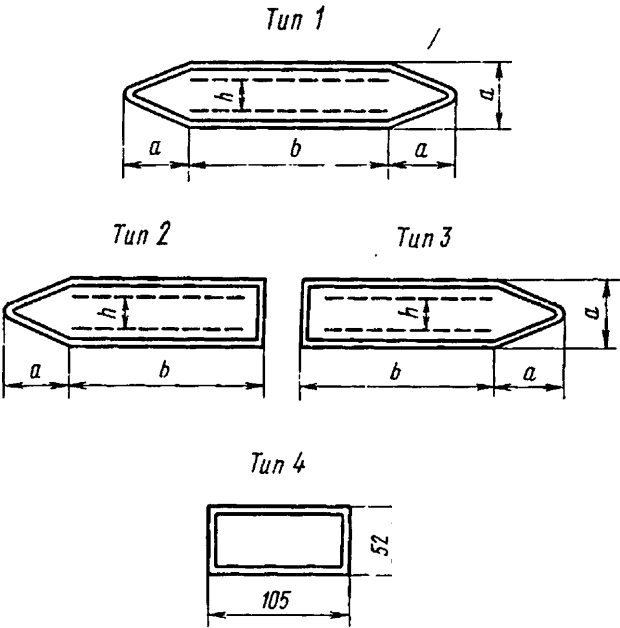
2



.2

1	26
2	52
3	74
4	105
5	148

23. , ,
24. (, .),
25. , , 10807—78.
3.
26. , ,
27. :
1 — ;
2 — , ;
3 — , ;
4 — .
28. . 6.



		b	h	
1	26	74	19	—
2	52	148	32	19
3	74	210	50	25
4	105	297	63	32
5	148	420	90	50

29.

1 —

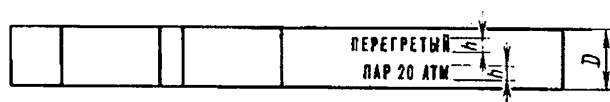
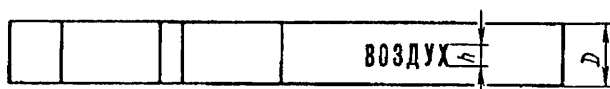

2 3 —

4 5 —

30.

31.

. 4 . 7.

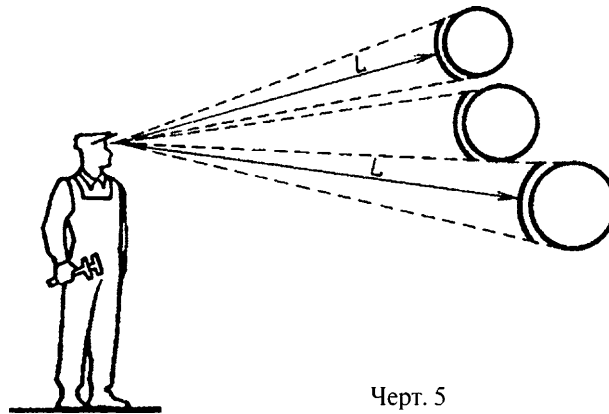


Черт. 4

	D	h	
1	30	19	—
2	81 160	32	19
3	161 220	50	25
4	221 300	63	32
5	. 300	90	50

32.

. 5 . 8.



Черт. 5

8

L	,
6	1
6 12	2
12 18	3
18 24	4
24	5

33.

34.

35.

36.

926—82

37.

423—424;
647—648;

205–206;
894–895.

$$\begin{array}{c} : \\ 101 - 102; \end{array}$$

343–344;

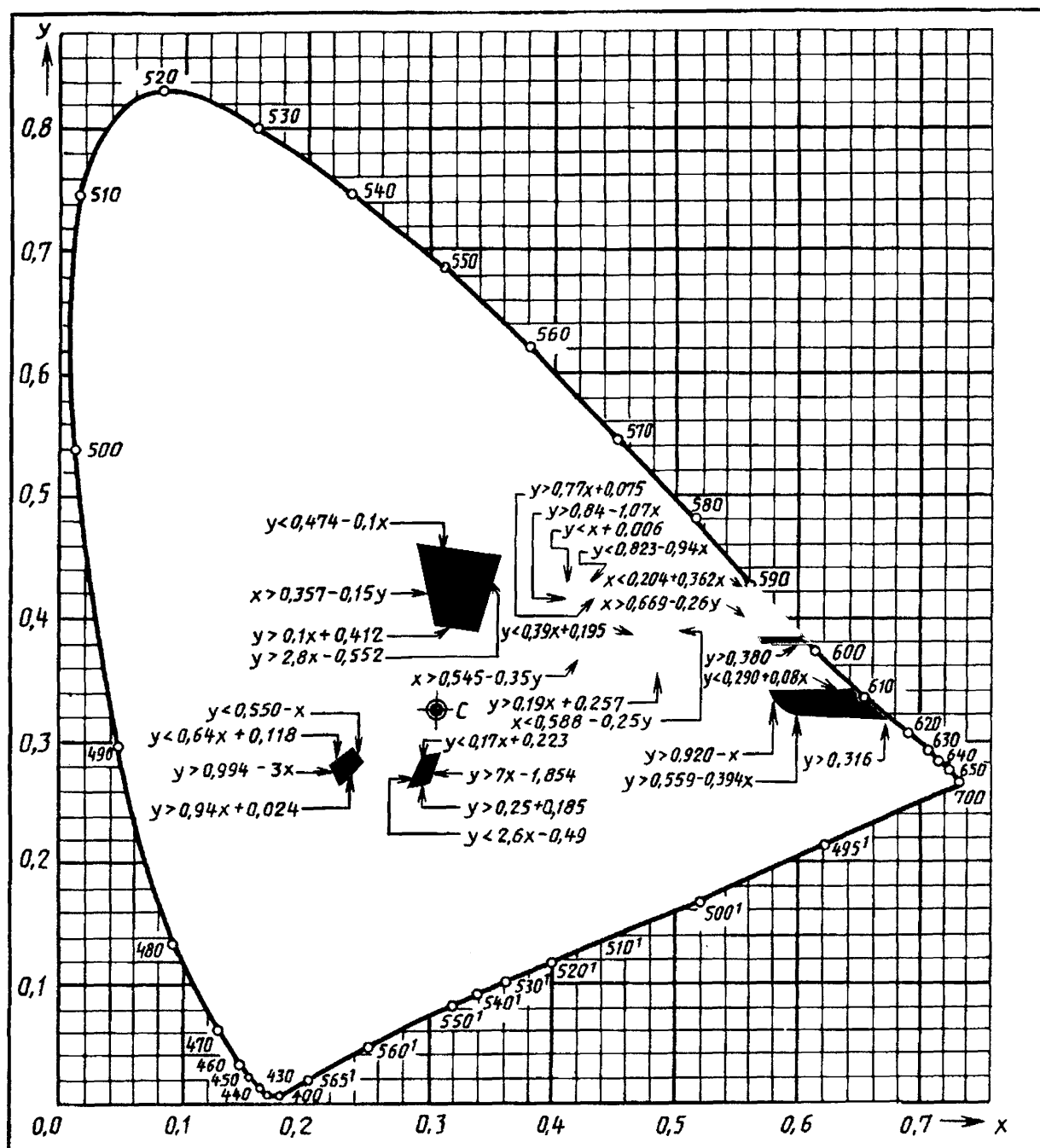
10—11;

505—506;

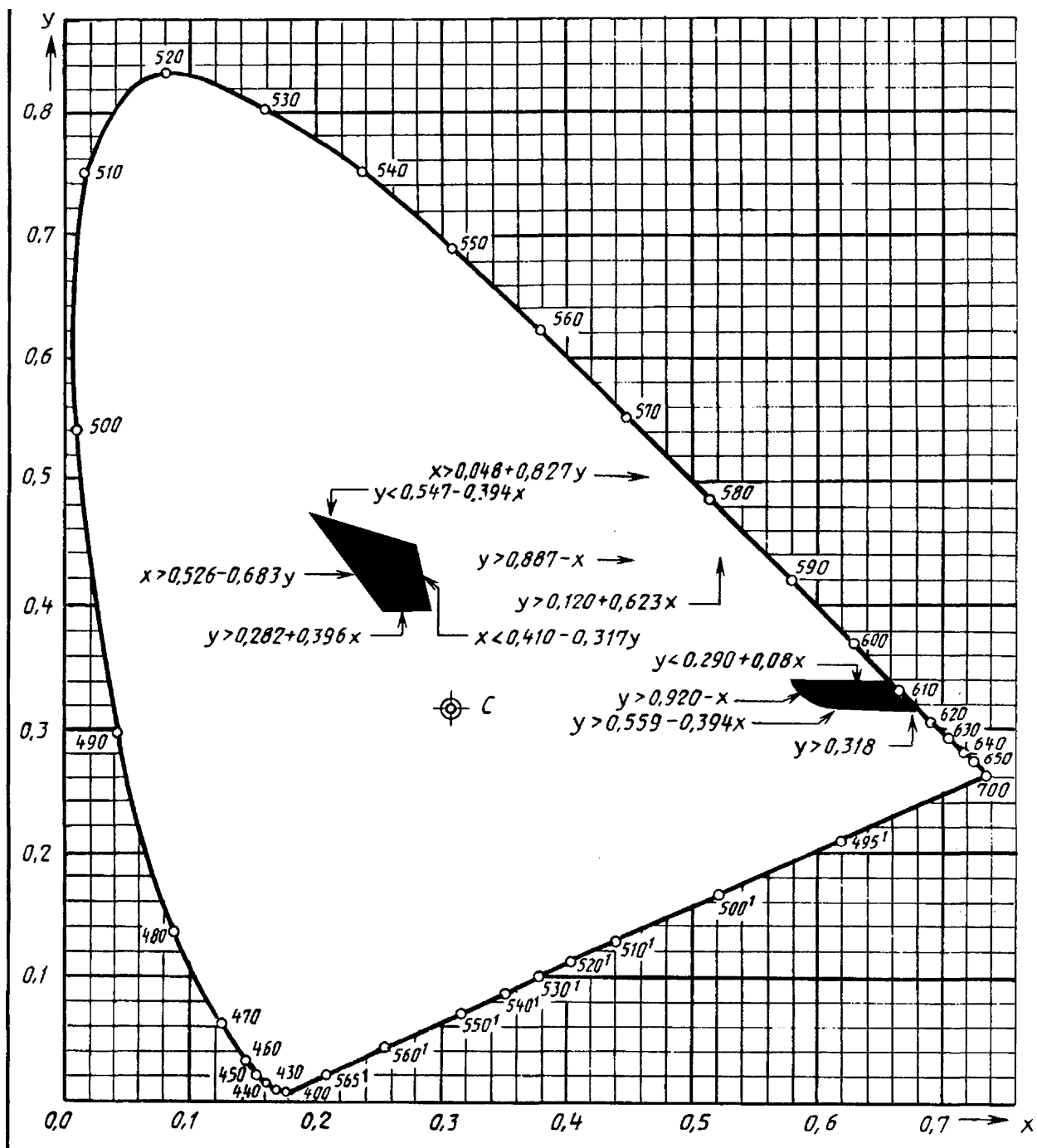
38.

39.

40. . ,
 , 50 , 150
 , -
 ,
 .



%	tn tsi tlj C4J	tl M- l 4J		CM 45 1 s?
^3 43 e& s H I r	x Aj > y* 43 CM cS c£ +- 1 S? 3- o. 4i BS I-t C4i xt> «S*s Rf v .	I* CM c& i tlj -J- 'ta- <Sl> tS tj*S ^H + 14-1 t NK 04 cS*> V V A. A. **> ^-j	>lfrx ^tA Vn ^Wl<fi' tlj 1», txj, N IV rS- cS ej 1 + 1 + ?n Sin *1 RS CS'CS'CS A Mij W Ax	1
1 ≤F II £	II	fl 11 >	11 >	4
%	t 	tn 1	£ 1 45	IA> 4- 1 £
!= > ta A\$, > \$, S £ ! 53 <t F	CsJ CW X ti tj^ CS K 1 f 1 *-. <t) J» r-1 CS c^tS «3- v A > >>4	X 45 CFi RS tj 4 t? + 1 1 Ca *3 CA ' 0 (x, e^ io E: cj Ri' ej V -*1 *-*	CQ-* SCM ^ w Ci" -t Ri 1 + 1 + S?fi£5. OICA Q" £ C£ RS" V A. >> >, >>1	Si2 5 t?2 £>)b 05 R> £.' C\$ RJ g 1 + 1 \$ 4- K 55 CS (N + S 45 r R>- Ri RS 4 A A li M^1
1 £ 3 F £ «S	1	'3 »» I	1	'3 4



	()	%, '
	$< 0,290 + 0,080$ $> 0,920 - X$ $> 0,559 \sim ,394$ $> 0,316$	7- 15
	$> 0.048 + 0.827$ $> 0.120 + 0,632^*$ $> 0,887 \sim X$	45
	$> 0,526 - ,683$ $< 0,410 \sim 0,317$ $> 0,282 + 0,396$ $< 0,547 " 0,394$	15-30

3

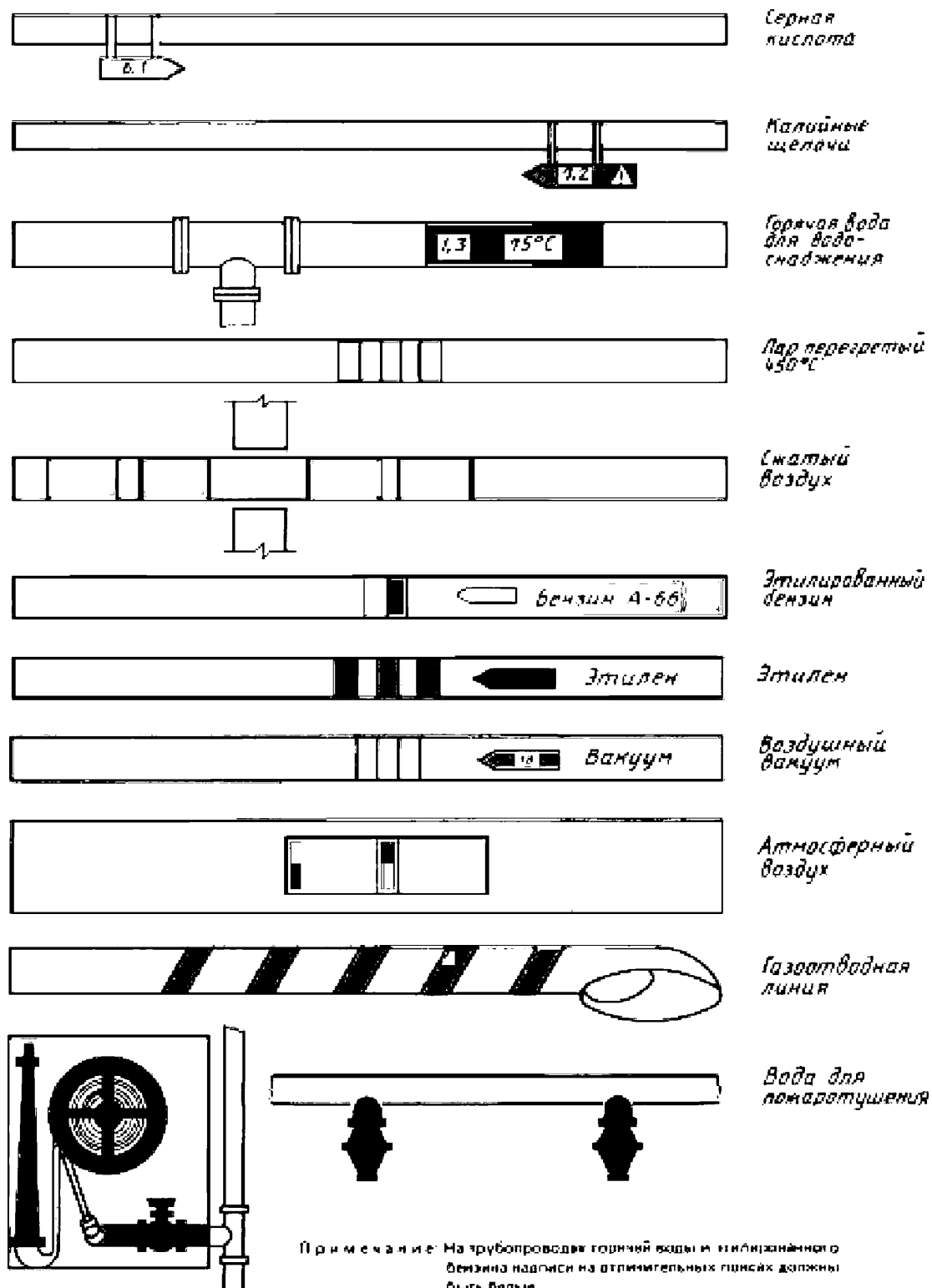
-	.	-	.
1		3	
1.1 1.2 1.3 1.4 1.5 1.6 1.7 1.8 1.9 1.0	() () ,	3.1 3.2 3.3 3.4 3.5 3.6 3.7 3.8 3.9 3.0	
2		4	
2.1 2.2 2.3 2.4 2.5 2.6 2.7 2.8 2.9 2.0	(2 / ²) ()	4.1 4.2 4.3 4.4 4.5 4.6 4.7 4.8 4.9 4.0	

13

5		8	
5.1 5.2 5.3 5.4 5.5 5.6 5.7 5.8 5.9 5.0		8.1 8.2 8.3 8.4 8.5 8.6 8.7 8.8 8.9 8.0	(/ < 28 °C) (/ > 28 °C < 120 °C) (? > 120 °C)
6		9	
6.1 6.2 6.3 6.4 6.5 6.6 6.7 6.8 6.9 6.0	(<6,5)	9.1 9.2 9.3 9.4 9.5 9.6 9.7 9.8 9.9 9.0	() () ()
7		0	
7.1 7.2 7.3 7.4 7.5 7.6 7.7 7.8 7.9 7.0	(>8,5)	0.1 0.2 0.3 0.4 0.5 0.6 0.7 0.8 0.9 0.0	

4 « » , 6 « » (, -
— 4.61).

14202—69



<https://minable.ru/gosty>