

■

8946-75

Ductile iron and steel fittings with  
parallel thread for pipelines.  
Union passage elbows. Basic dimensions.

8946-59

23.040.60

14.11.75

2901

01.01.77

2—92

( 2—93)

90° 45°

3298—81.

(  
1 .  
1 —  
2 —  
(  
1.  
.1.

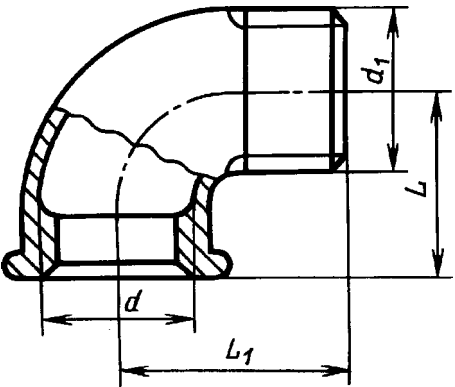
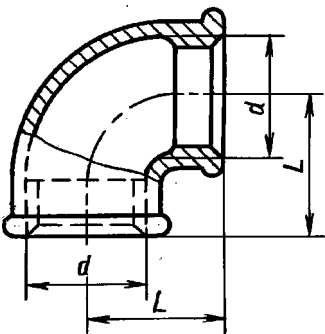
90°

90°

.1

1

2



.1

( 2010 .)

1983 . ( 1, 2, 11-80, 7-83).

1980 .,

©

©

, 1975  
, 2010

$D_y$	$d$	$L$		, , *	
				8944—75	
				1	2
8	G $\frac{4}{8}$ -	21	28	0,042	0,045
10	G $\frac{3}{8}$ —	25	32	0,059	0,064
15	G $\frac{2}{4}$ —	28	37	0,094	0,103
20	G $\frac{3}{4}$ -	33	43	0,146	0,152
25	G 1 -	38	52	0,229	0,241
32	G 1 $\frac{4}{8}$ -	45	60	0,352	0,351
40	G 1 $\frac{1}{2}$ -	50	65	0,494	0,438
50	G 2 -	58	74	0,790	0,720
(65)	G 2 $\frac{1}{2}$ -	69	88	1,141	1,030
(80)	G 3 -	78	98	1,521	1,409
(100)	G 4 -	96	—	3,079	2,680

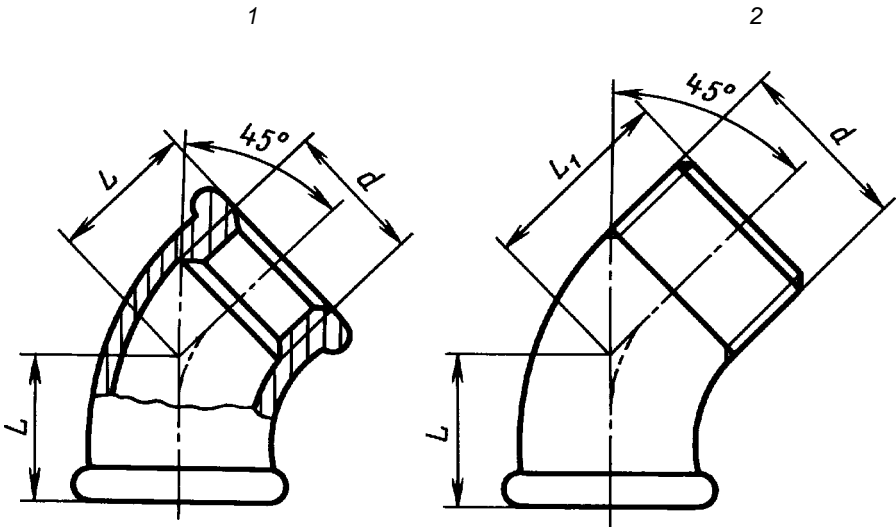
\*

1.  $D_y$  :  
2. , .  
5 %.

90° — 1  $D_y = 40$  :  
90 - 1-40 8946-75  
90-1- -40 8946-75.

( , . 1, 2).  
16. 45° —:

1 — ;  
2 — .  
1 . 45° .2  
.2.



Черт. 2

$2>$	$d$	$L$	$h$
10	G %-	0	25
15	G <sub>2</sub> -	22	28
20	G V <sub>4</sub> -	25	32
25	G 1 -	28	37
32	G 1 <sub>4</sub> -	33	43
40	G 1 <sub>9</sub> —	36	46
50	G 2 -	43	55

45° 1  $D_y=40$  :  
45°— 1-40 8946-75  
, :  
45°-1- -40 8946- 75.  
( , . 2).  
2. — 8944—75.